

FOR IMMEDIATE RELEASE: May 20, 2026

CONTACT INFORMATION:

[Gail Krumenauer](#), State Employment Economist
(971) 301-3771

[Video](#) and [Audio](#) available at 10 a.m. PT

[David Cooke](#), Economist (971) 375-5288

Oregon's Unemployment Rate Was Unchanged at 5.2% in April

Oregon's unemployment rate was 5.2% in each of the first four months of 2026. The U.S. unemployment rate was 4.3% in both March and April.

In April, Oregon's seasonally adjusted nonfarm payroll employment rose by 500 jobs, following a loss of 4,300 jobs, as revised, in March. April's gains were largest in **health care and social assistance** (+1,900 jobs) and **construction** (+800). Losses were largest in **professional and business services** (-1,000 jobs); **financial activities** (-900); and **retail trade** (-800).

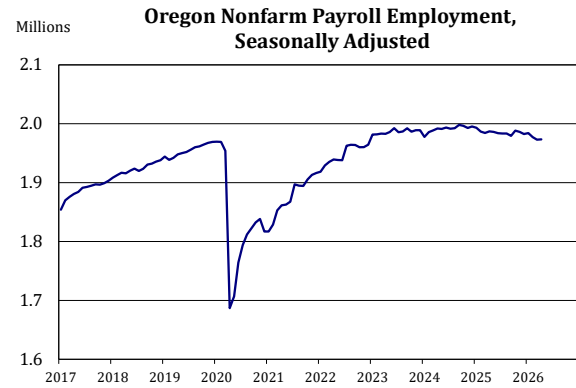
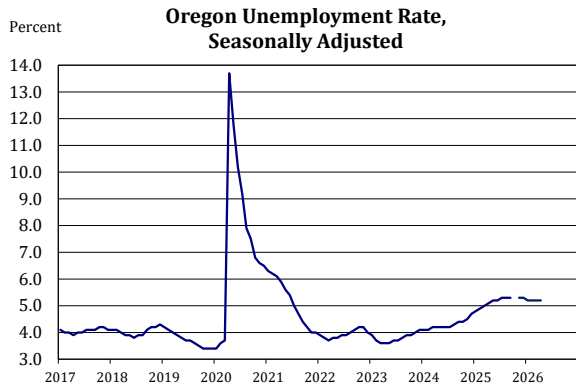
Health care and social assistance grew rapidly in the past 12 months, adding 12,500 jobs, or 4.0%. During the past four years, the sector grew rapidly and consistently, adding a total of 58,100 jobs, or 21.7%, since April 2022. In the past 12 months, each of its component industries grew quickly: **social assistance** (+5,500 jobs, or 6.6%); **nursing and residential care facilities** (+2,800 jobs, or 4.7%); **ambulatory health care services** (+2,500 jobs, or 2.3%); and **hospitals** (+800 jobs, or 1.2%).

Professional and business services continued to shed jobs at a pace similar to the past three years. This major industry cut 9,300 jobs, or 3.6%, in the past 12 months. Losses were large in each of its three component industries: **administrative and waste services** (-4,300 jobs, or -4.4%); **professional and technical services** (-3,200 jobs, or -2.9%); and **management of companies and enterprises** (-1,800 jobs, or -3.7%).

Manufacturing employment dropped 400 jobs in April, following steep losses over the prior three years. In the past 12 months, **durable goods manufacturing** cut 5,500 jobs, or 4.4%, while **nondurable goods manufacturing** cut 1,500 jobs, or 2.7%.

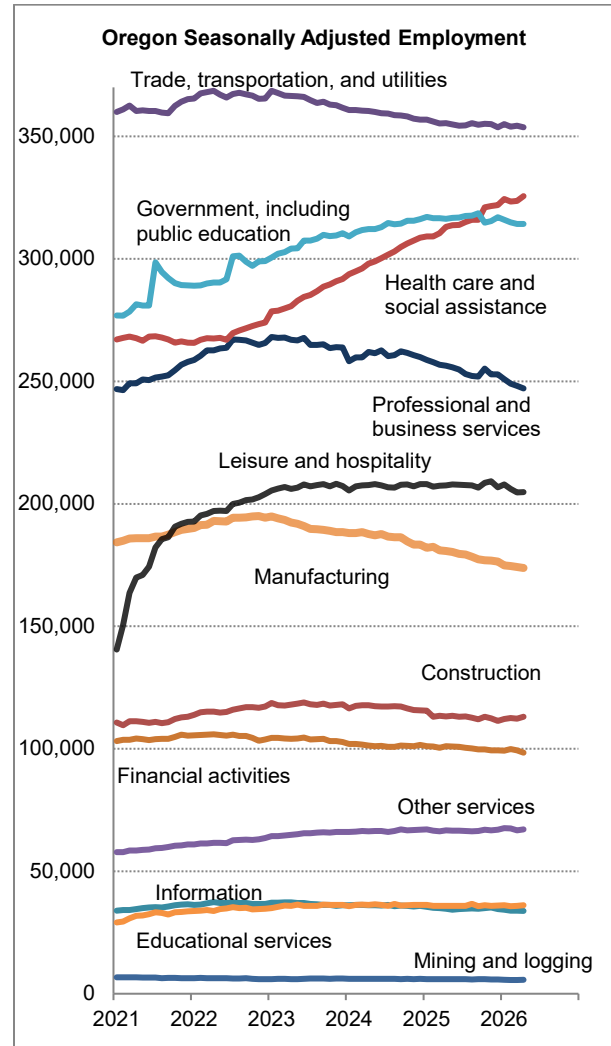
Next Press Releases

The Oregon Employment Department plans to release the April county and metropolitan area unemployment and jobs data on Wednesday, May 27, and the next statewide unemployment rate and employment survey data for May on Wednesday, June 17.



Seasonal Expectations and Over-the-Month Employment Changes March to April 2026

Industry	Normal Seasonal Movement	Unadjusted Change	Seasonally Adjusted Change
Total nonfarm payroll employment	7,500	8,000	500
Total private	7,400	7,900	500
Mining and logging	0	100	100
Construction	1,700	2,500	800
Manufacturing	400	0	-400
Wholesale trade	-400	-200	200
Retail trade	1,300	500	-800
Transportation, warehousing, and utilities	-200	-300	-100
Information	300	200	-100
Financial activities	-100	-1,000	-900
Professional and business services	1,300	300	-1,000
Private educational services	300	600	300
Health care and social assistance	-300	1,600	1,900
Leisure and hospitality	2,700	2,800	100
Other services	400	800	400
Government	100	100	0



Notes:

All numbers in the above narrative are seasonally adjusted, except for the component industries within health care and social assistance.

The Oregon Employment Department and the U.S. Bureau of Labor Statistics (BLS) work cooperatively to develop and publish monthly Oregon payroll employment and labor force data. The estimates of monthly job gains and losses are based on a survey of businesses. The estimates of unemployment are based on a survey of households and other sources.

The Oregon Employment Department publishes payroll employment estimates that are revised quarterly by using employment counts from employer unemployment insurance tax records. All department publications use this Official Oregon Series data unless noted otherwise. This month's release incorporates the October, November, and December 2025 tax records data. In addition, data for July, August, and September 2025 were revised by a total of up to 4,300 jobs per month. The department continues to make the original nonfarm payroll employment series available; these data are produced by the BLS.

The PDF version of the news release can be found at [QualityInfo.org/press-release](https://qualityinfo.org/press-release). To obtain the data in other formats such as in Excel, visit [QualityInfo.org](https://qualityinfo.org), select *Tools*, then choose *LAUS* or *CES* under the *Economy* header. To request the press release as a Word document, contact the person shown at the top of this press release.

To file a claim for unemployment benefits or get more information about unemployment programs, visit unemployment.oregon.gov.

The Oregon Employment Department (OED) is an equal opportunity agency. OED provides free help so you can use our services. Some examples are sign language and spoken-language interpreters, written materials in other languages, large print, audio, and other formats. To get help, please call 503-947-1444. TTY users call 711. You can also send an email to communications@employ.oregon.gov.

El Departamento de Empleo de Oregon (OED) es una agencia de igualdad de oportunidades. El OED proporciona ayuda gratuita para que usted pueda utilizar nuestros servicios. Algunos ejemplos son intérpretes de lengua de señas e idiomas hablados, materiales escritos en otros idiomas, letra grande, audio y otros formatos. Para obtener ayuda, por favor llame al 503-947-1444. Usuarios de TTY pueden llamar al 711. También puede enviar un correo electrónico a communications@employ.oregon.gov.

###